

KREITZLER
INDUSTRIEBÜHNEN GMBH



THROUGH INNOVATIVE TECHNOLOGY
ALWAYS ONE STEP AHEAD



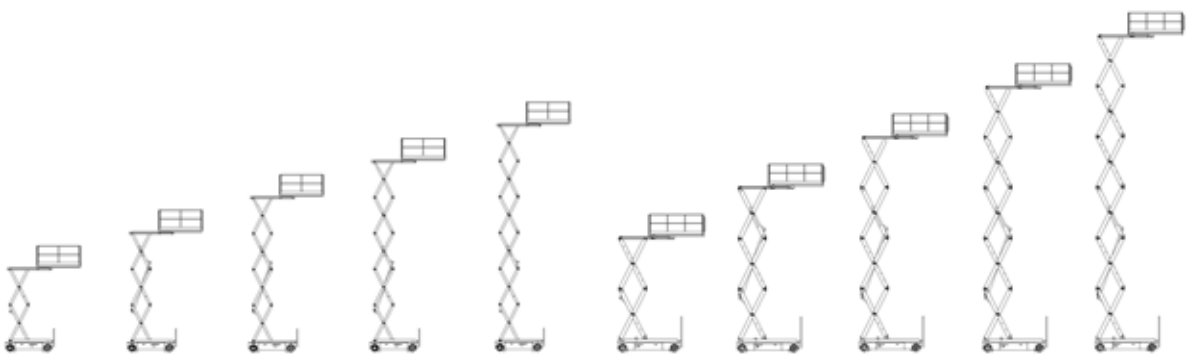
 **MADE IN GERMANY**

WWW.KREITZLER.DE

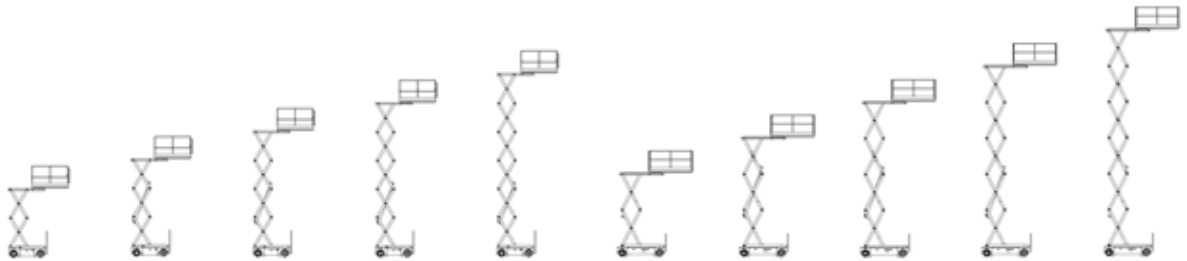
Self-Driving Scissors Lifting Platforms



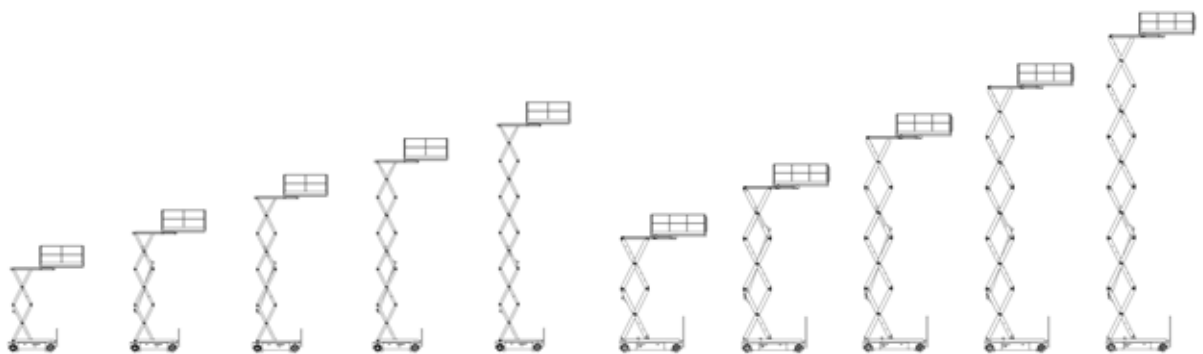
Type KIB	08/056	08/070	08/084	08/099	08/113	08/061	08/076	08/091	08/106	08/121
Working height (mm)	5600	7000	8400	9900	11300	6100	7600	9100	10600	12100
Platform height (mm)	3600	5000	6400	7900	9300	4100	5600	7100	8600	10100
Platform length x width (mm)	1650x800	1650x800	1650x800	1650x800	1650x800	2000x800	2000x800	2000x800	2000x800	2000x800
Chassis length x width (mm)	1870x800	1870x800	1870x800	1870x800	1870x800	2150x800	2150x800	2150x800	2150x800	2150x800
Smallest platform height (mm)	1040	1175	1320	1495	1620	1055	1200	1345	1490	1970
Platform displacement (mm)	900	900	900	900	900	1100	1100	1100	1100	1100
4-wheel-steering (degree)	70	70	70	70	70	70	70	70	70	70
Travel speed (km/h)	0-5	0-5	0-5	0-5	0-5	0-5	0-5	0-5	0-5	0-5
Lifting capacity (kg)	250	250	200	200	200	300	300	300	300	300
Dead weight (kg)	1300	1550	1900	2550	2700	2150	2350	2550	2750	3150
Power source	Battery	Battery	Battery	Battery	Battery	Battery	Battery	Battery	Battery	Battery



Type KIB	08/067	08/087	08/107	08/126	08/150	08/083	08/111	08/139	08/167	08/195
Working height (mm)	6700	8700	10700	12600	15000	8300	11100	13900	16700	19500
Platform height (mm)	4700	6700	8700	10600	13000	6300	9100	11900	14700	17500
Platform length x width (mm)	2400x800	2400x800	2400x800	2400x800	2400x800	3000x800	3000x800	3000x800	3000x800	3000x800
Chassis length x width (mm)	2650x800	2650x800	2650x800	2650x800	2650x800	3450x800	3450x800	3450x800	3450x800	3450x800
Smallest platform height (mm)	1055	1200	1345	1490	1970	1385	1610	1835	2060	2335
Platform displacement (mm)	1600	1600	1600	1600	1600	2000	2000	2000	2000	2000
4-wheel-steering (degree)	70	70	70	70	70	70	70	70	70	70
Travel speed (km/h)	0-5	0-5	0-5	0-5	0-5	0-5	0-5	0-5	0-5	0-5
Lifting capacity (kg)	250	250	200	200	200	400	400	400	400	400
Dead weight (kg)	2100	2400	2650	2950	3550	3000	5200	5800	6300	7400
Power source	Battery	Battery	Battery	Battery	Battery	Battery	Battery	Battery	Battery	Battery



Type KIB	10/061	10/076	10/091	10/106	10/121	10/067	10/087	10/107	10/126	10/150
Working height (mm)	6100	7600	9100	10600	12100	6700	8700	10700	12600	15000
Platform height (mm)	4100	5600	7100	8600	10100	4700	6700	8700	10600	13000
Platform length x width (mm)	2000x1000	2000x1000	2000x1000	2000x1000	2000x1000	2400x1000	2400x1000	2400x1000	2400x1000	2400x1000
Chassis length x width (mm)	2150x1000	2150x1000	2150x1000	2150x1000	2150x1000	2650x1000	2650x1000	2650x1000	2650x1000	2650x1000
Smallest platform height (mm)	1050	1200	1345	1490	1890	1050	1200	1345	1490	1890
Platform displacement (mm)	1100	1100	1100	1100	1100	1600	1600	1600	1600	1600
4-wheel-steering (degree)	60	60	60	60	60	60	60	60	60	60
Travel speed (km/h)	0-5	0-5	0-5	0-5	0-5	0-5	0-5	0-5	0-5	0-5
Lifting capacity (kg)	300	300	300	300	300	500	500	500	400	250
Dead weight (kg)	2200	2500	2700	2900	3300	2250	2550	2800	3100	3700
Power source	Battery	Battery	Battery	Battery	Battery	Battery	Battery	Battery	Battery	Battery




Type KIB	12/067	12/087	12/107	12/126	12/150	12/083	12/111	12/139	12/167	12/195
Working height (mm)	6700	8700	10700	12600	15000	8300	11100	13900	16700	19500
Platform height (mm)	4700	6700	8700	10600	13000	6300	9100	11900	14700	17500
Platform length x width (mm)	2400x1200	2400x1200	2400x1200	2400x1200	2400x1200	3000x1200	3000x1200	3000x1200	3000x1200	3000x1200
Chassis length x width (mm)	2650x1250	2650x1250	2650x1250	2650x1250	2650x1250	3450x1250	3450x1250	3450x1250	3450x1250	3450x1250
Smallest platform height (mm)	1055	1200	1345	1490	1890	1385	1610	1835	2060	2335
Platform displacement (mm)	1600	1600	1600	1600	1600	1600	1600	1600	1600	1600
4-wheel-steering (degree)	60	60	60	60	60	60	60	60	60	60
Travel speed (km/h)	0-5	0-5	0-5	0-5	0-5	0-5	0-5	0-5	0-5	0-5
Lifting capacity (kg)	500	500	500	400	250	400	400	400	400	400
Dead weight (kg)	2250	2550	2850	3740	4000	3000	5200	5800	6300	7400
Power source	Battery	Battery	Battery	Battery	Battery	Battery	Battery	Battery	Battery	Battery

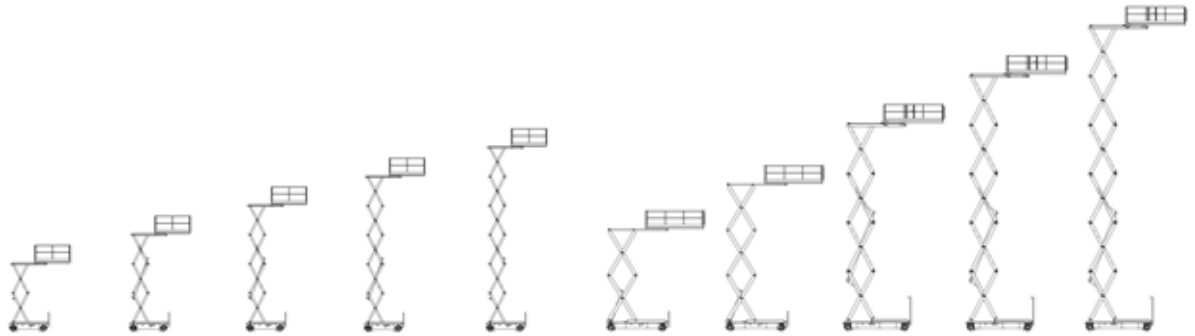
Self-Driving Scissors Lifting Platforms



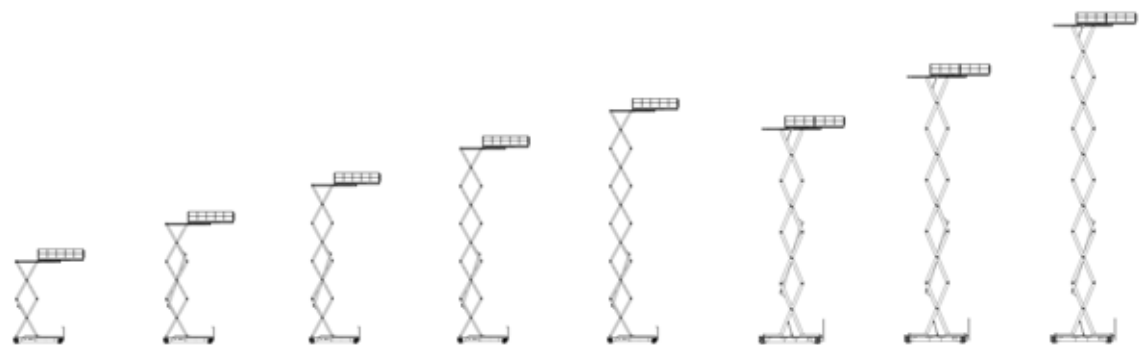
Type KIB	12/090	12/129	12/163	12/195	12/228
Working height (mm)	9000	12900	16300	19500	22800
Platform height (mm)	7000	10900	14300	17500	20800
Platform length x width (mm)	4000x1200	4000x1200	4000x1200	4000x1200	4000x1200
Chassis length x width (mm)	4495x1250	4495x1250	4495x1250	4495x1250	4495x1250
Smallest platform height (mm)	1380	1605	1870	2195	2410
Platform displacement (mm)	2500	2500	2500	2500	2500
4-wheel-steering (degree)	60	60	60	60	60
Travel speed (km/h)	0-5	0-5	0-5	0-5	0-5
Lifting capacity (kg)	500	500	400	400	400
Dead weight (kg)	3500	4000	6900	10900	11500
Power source	Battery	Battery	Battery	Battery	Battery



Type KIB	12/114	12/155	12/196	12/237	12/278	12/258	12/315	12/373
Working height (mm)	11400	15500	19600	23700	27800	25800	31500	37300
Platform height (mm)	9400	13500	17600	21700	25800	23800	29500	35300
Platform length x width (mm)	5000x1200	5000x1200	5000x1200	5000x1200	5000x1200	6500x1200	6500x1200	6500x1200
Chassis length x width (mm)	5495x1250	5495x1250	5495x1250	5495x1250	5495x1250	7050x1250	7050x1250	7050x1250
Smallest platform height (mm)	1510	1735	1960	2215	2490	2710	3035	3360
Platform displacement (mm)	2500	2500	2500	2500	2500	2500	2500	2500
4-wheel-steering (degree)	60	60	60	60	60	60	60	60
Travel speed (km/h)	0-5	0-5	0-5	0-5	0-5	0-5	0-5	0-5
Lifting capacity (kg)	500	500	400	400	400	500	500	500
Dead weight (kg)	7800	8650	9500	12000	15500	21000	22000	24500
Power source	Battery	Battery	Battery	Battery	Battery	Battery	Battery	Battery




Type KIB	15/067	15/087	15/107	15/126	15/150	15/090	15/125	15/163	15/195	15/228
Working height (mm)	6700	8700	10700	12600	15000	9000	12900	16300	19500	22800
Platform height (mm)	4700	6700	8700	10600	13000	7000	10900	14300	17500	20800
Platform length x width (mm)	2400x1500	2400x1500	2400x1500	2400x1500	2400x1500	4000x1200	4000x1200	4000x1200	4000x1200	4000x1200
Chassis length x width (mm)	2650x1500	2650x1500	2650x1500	2650x1500	2650x1500	4495x1500	4495x1500	4495x1500	4495x1500	4495x1500
Smallest platform height (mm)	1065	1205	1345	1485	1890	1380	1605	1870	2195	2410
Platform displacement (mm)	1600	1600	1600	1600	1600	2500	2500	2500	2500	2500
4-wheel-steering (degree)	60	60	60	60	60	60	60	60	60	60
Travel speed (km/h)	0-5	0-5	0-5	0-5	0-5	0-5	0-5	0-5	0-5	0-5
Lifting capacity (kg)	500	500	500	400	250	500	500	400	400	400
Dead weight (kg)	2350	2660	2950	3200	4100	4000	4600	7000	11000	11600
Power source	Battery	Battery	Battery	Battery	Battery	Battery	Battery	Battery	Battery	Battery

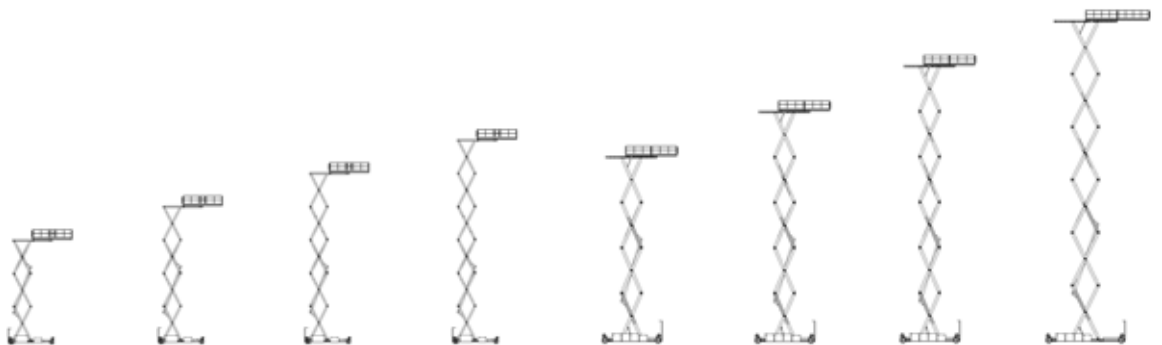


Type KIB	15/114	15/155	15/196	15/237	15/278	15/258	15/315	15/373
Working height (mm)	11400	15500	19600	23700	27800	25800	31500	37300
Platform height (mm)	9400	13500	17600	21700	25800	23800	29500	35300
Platform length x width (mm)	5000x1200	5000x1200	5000x1200	5000x1200	5000x1200	6500x1200	6500x1200	6500x1200
Chassis length x width (mm)	5495x1500	5495x1500	5495x1500	5495x1500	5495x1500	7050x1500	7050x1500	7050x1500
Smallest platform height (mm)	1510	1735	1960	2215	2490	2710	3035	3360
Platform displacement (mm)	2500	2500	2500	2500	2500	2500	2500	2500
4-wheel-steering (degree)	60	60	60	60	60	60	60	60
Travel speed (km/h)	0-5	0-5	0-5	0-5	0-5	0-5	0-5	0-5
Lifting capacity (kg)	500	500	400	400	400	500	500	500
Dead weight (kg)	8500	9350	10300	12750	16500	21000	22000	24500
Power source	Battery	Battery	Battery	Battery	Battery	Battery	Battery	Battery

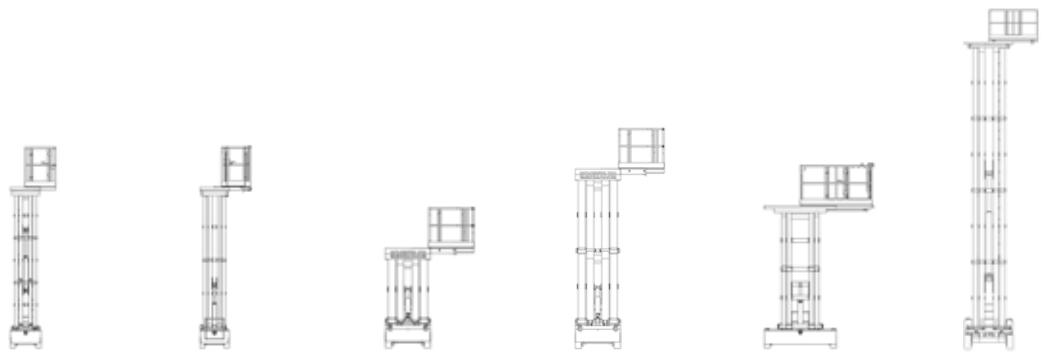
Self-Driving Scissors Lifting Platforms



Type KIB	18/109	18/135	18/163	18/190	18/129	18/162	18/195	18/228
Working height (mm)	10900	13500	16300	19000	12900	16200	19500	22800
Platform height (mm)	8900	11500	14300	17000	10900	14200	17500	20800
Platform length x width (mm)	3000x1800	3000x1800	3000x1800	3000x1800	4000x1800	4000x1800	4000x1800	4000x1800
Chassis length x width (mm)	3830x1800	3830x1800	3830x1800	3830x1800	4730x1800	4730x1800	4730x1800	4730x1800
Smallest platform height (mm)	1540	1765	1990	2215	1540	1765	1990	2215
Platform displacement (mm)	1950	1950	1950	1950	2500	2500	2500	2500
4-wheel-steering (degree)	60	60	60	60	60	60	60	60
Travel speed (km/h)	0-5	0-5	0-5	0-5	0-5	0-5	0-5	0-5
Lifting capacity (kg)	1000	1000	750	500	1000	750	750	500
Dead weight (kg)	6000	7000	7700	8500	5900	6400	6900	7500
Power source	Battery	Battery	Battery	Battery	Battery	Battery	Battery	Battery



Type KIB	22/155	22/197	22/240	22/280	25/258	25/315	25/373	32/430
Working height (mm)	15500	19700	24000	28000	25800	31500	37300	43000
Platform height (mm)	13500	17700	22000	26000	23800	29500	35300	41000
Platform length x width (mm)	5000x1800	5000x1800	5000x1800	5000x1800	6500x2500	6500x2500	6500x2500	8000x2500
Chassis length x width (mm)	5850x2200	5850x2200	5850x2200	5850x2200	7250x2500	7250x2500	7550x2600	10000x3250
Smallest platform height (mm)	1555	1780	2005	2230	2340	2660	2980	4200
Platform displacement (mm)	2500	2500	2500	2500	3500	3500	3500	4000
4-wheel-steering (degree)	60	60	60	60	60	60	60	60
Travel speed (km/h)	0-5	0-5	0-5	0-5	0-5	0-5	0-5	0-5
Lifting capacity (kg)	1000	500	400	400	1000	1000	1000	1000
Dead weight (kg)	7900	8700	9600	11500	19000	23650	25000	29500
Power source	Battery	Battery	Battery	Battery	Battery	Battery	Battery	Battery



Type KIB	08/065 S	08/066 S	10/050 S	12/070 S	20/060 S	18/136 S
Working height (mm)	6500	6600	5000	7000	6000	13600
Platform height (mm)	4500	4600	3000	5000	4000	11600
Platform length x width (mm)	1570x800	2600x800	3000x1000	3000x2000	3000x2000	3000x1800
Chassis length x width (mm)	1870x800	2710x800	3495x1000	3495x2000	3495x2000	3830x1800
Smallest platform height (mm)	1150	1150	1200	1425	1200	1850
Platform displacement along (mm)	900	1200	1600	1600	1600	1600
Platform displacement crosswise (mm)	400	600	1000	1000	1000	900
4-wheel-steering (degree)	60	60	60	60	60	60
Travel speed (km/h)	0-5	0-5	0-5	0-5	0-5	0-5
Lifting capacity (kg)	250	250	750	400	400	400
Dead weight (kg)	1500	2300	4000	4500	4000	7000
Power source	Battery	Battery	Battery	Battery	Battery	Battery



Type KIB	12/070 SOK	12/070 SOK	15/070 SOK
Working height (mm)	7000	7000	7000
Platform height (mm)	5000	5000	5000
Platform length x width (mm)	3000x1200	3170x1200	3170x1500
Chassis length x width (mm)	4000x1250	4000x1250	4000x1500
Platform height min (mm)	1365	2400	2400
Platform displacement (mm)	1600	500 crosswise	500 crosswise
Lifting capacity pillar crane (kg)	300	1000	2000
Slewing range pillar crane (degree)	180	360	360
4-wheel-steering (degree)	60	60	60
Travel speed (km/h)	0-5	0-5	0-5
Lifting capacity (kg)	300	500	500
Dead weight (kg)	4800	7700	12000
Power source	Battery	Battery	Battery



Type KIB	20/060 SOK
Working height (mm)	6000
Platform height (mm)	4000
Platform length x width (mm)	3000x2000
Chassis length x width (mm)	3300x2000
Platform height min (mm)	1175
Platform displacement (mm)	1000
4-wheel-steering (degree)	90
Travel speed (km/h)	0-5
Lifting capacity vacuum device (kg)	150
Lifting capacity (kg)	400
Dead weight (kg)	3600
Power source	Battery